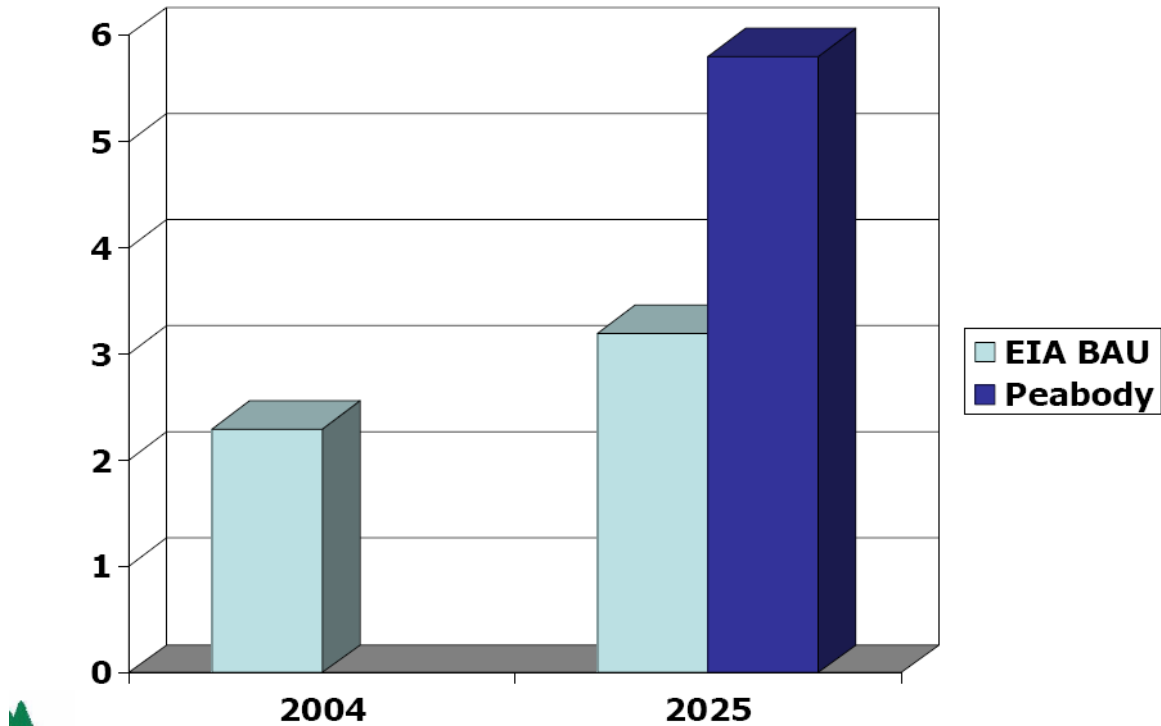


A number of charts that show the scale of CO2 emission increases that would come from proposed and under construction coal plants.

From David Hawkins NRDC 2007:

## CO2 impact of new coal uses



US CO2 from coal (10<sup>9</sup> tons)

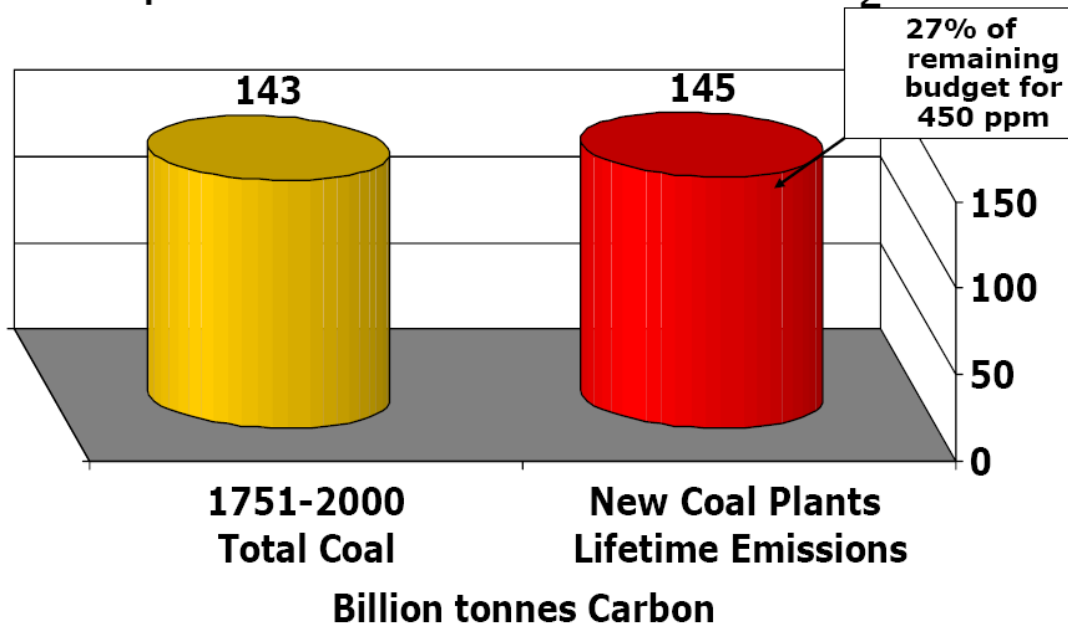
Chart from Natural Resources Defense Council

Energy Information Administration (EIA)

Peabody Coal

10<sup>9</sup> tons = 10,000,000,000 tons

# New Coal Plant Emissions Equal All Historic Coal CO<sub>2</sub>



## Stop Coal.

### *Why?*

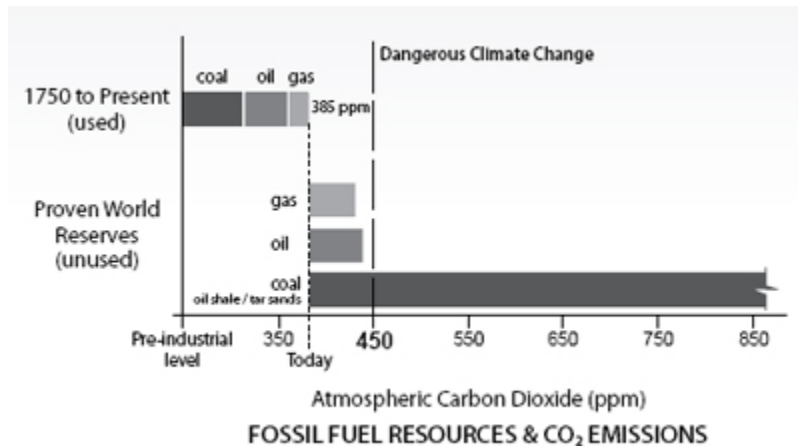
Because coal is the only fossil fuel plentiful and supposedly cheap<sup>1</sup> enough to push the planet to 450 parts per million (ppm) of carbon dioxide (CO<sub>2</sub>) in the atmosphere.

Because reaching 450 ppm (or possibly less) triggers potentially irreversible glacial melt and sea level rise.

Because 53% of Americans live in and around coastal cities and towns and, beginning with just one meter of sea level rise, many of these cities and towns will be inundated.

Scientists are forewarning that at approx. 450 ppm CO<sub>2</sub> in the atmosphere, we will trigger potentially irreversible glacial melt and sea level rise “out of humanity’s control”<sup>2</sup>. We are currently at 385 ppm, and are increasing atmospheric concentrations of CO<sub>2</sub> at approx. 2 ppm annually.

At this growth rate, we will reach 450 ppm in **2035**.



We are now reaching the peak in global oil and natural gas production. The global static lifetime of conventional oil is approx. 40 years, natural gas 60 years. As oil and gas peak, prices will increase dramatically and alternatives will become more economically attractive. After they peak, oil and gas consumption will decline, being consumed more sparingly, with their depletion rates stretching out over many years.

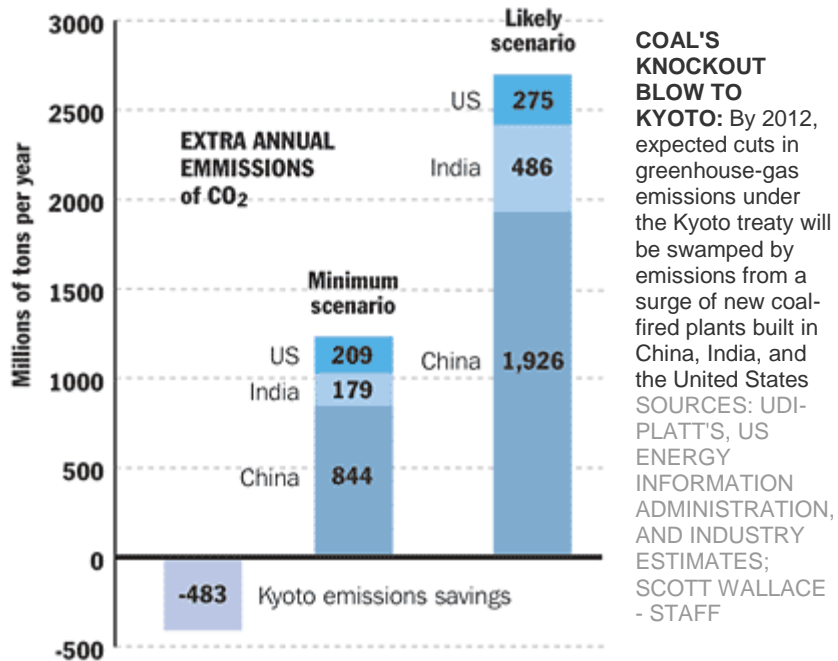
[http://www.architecture2030.org/current\\_situation/stop\\_coal.html](http://www.architecture2030.org/current_situation/stop_coal.html)

~~~~~

[Coal in a Changing Climate](#) (pdf)  
 February 2007 Issue Paper NRDC

The carbon “shadow” from coal-fired power plants will grow enormously over the next 25 years if current business-as-usual forecasts are realized. More than 100 conventional coal-fired power plants are already in various stages of development in the United States, and the Department of Energy projects that more than 150 GW (the equivalent of 300 large plants) of new conventional coal-fired capacity will be built by 2030.<sup>82</sup> The carbon shadow from these plants would be an additional 62 billion tons of CO<sub>2</sub>. Under this scenario, the committed emissions just from U.S. coal-fired power plants would be 150 billion tons of CO<sub>2</sub>—half the total emissions the United States could produce from 2000 to 2050 within a global effort to prevent dangerous global warming.<sup>83</sup>

82 DOE/NETL, 2005. Tracking New Coal-Fired Power Plants (November). <http://www.netl.doe.gov/coal/refshelf/ncp.pdf>  
 DOE/EIA. Annual Energy Outlook 2006 (December). <http://www.eia.doe.gov/oiaf/aeo/index.html>  
 83 Calculated carbon shadow for new plants assumes average 60- year lifetime, 85 percent capacity factor, 0.9 ton/MWh CO<sub>2</sub> emission rate. U.S. carbon budget is 68 GtC from D. Doniger, , A. Herzog, and D. Lashof, 2006. “An Ambitious, Centrist Approach to Global Warming Legislation,” *Science* 314:764-765.



## NEW COAL PLANTS BURY 'KYOTO'

New greenhouse-gas emissions from China, India, and the US will swamp cuts from the Kyoto treaty.

By [Mark Clayton](#) | Staff writer of *The Christian Science Monitor* December 23, 2004 edition